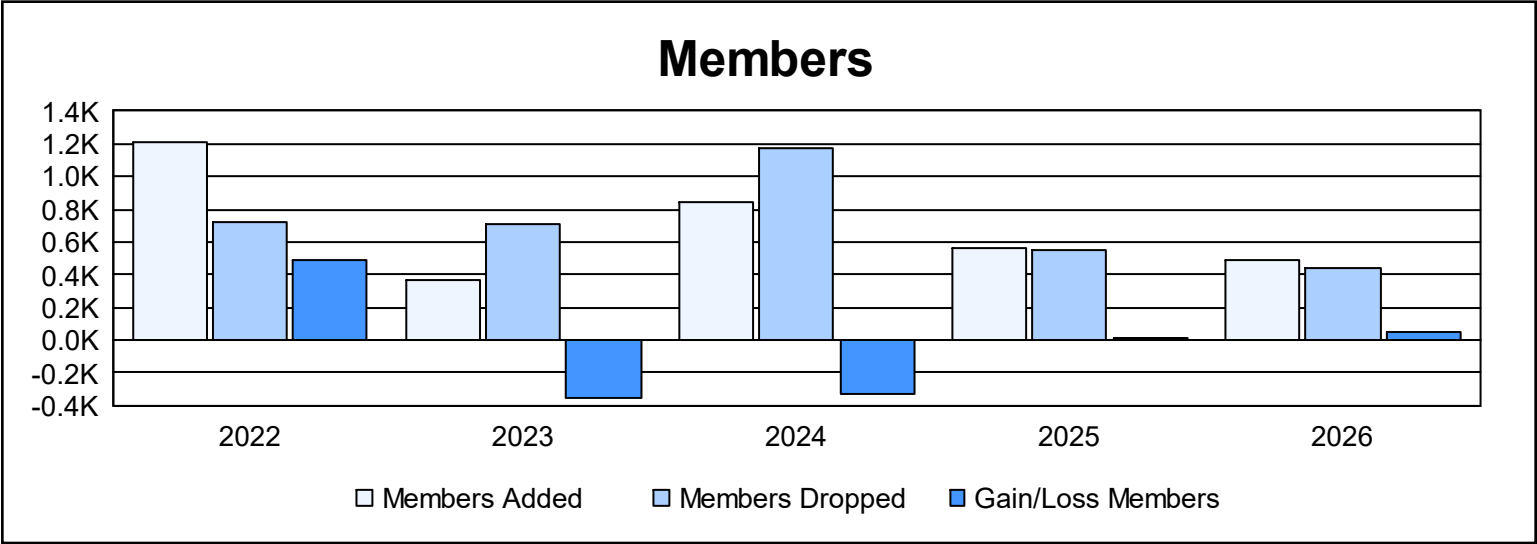
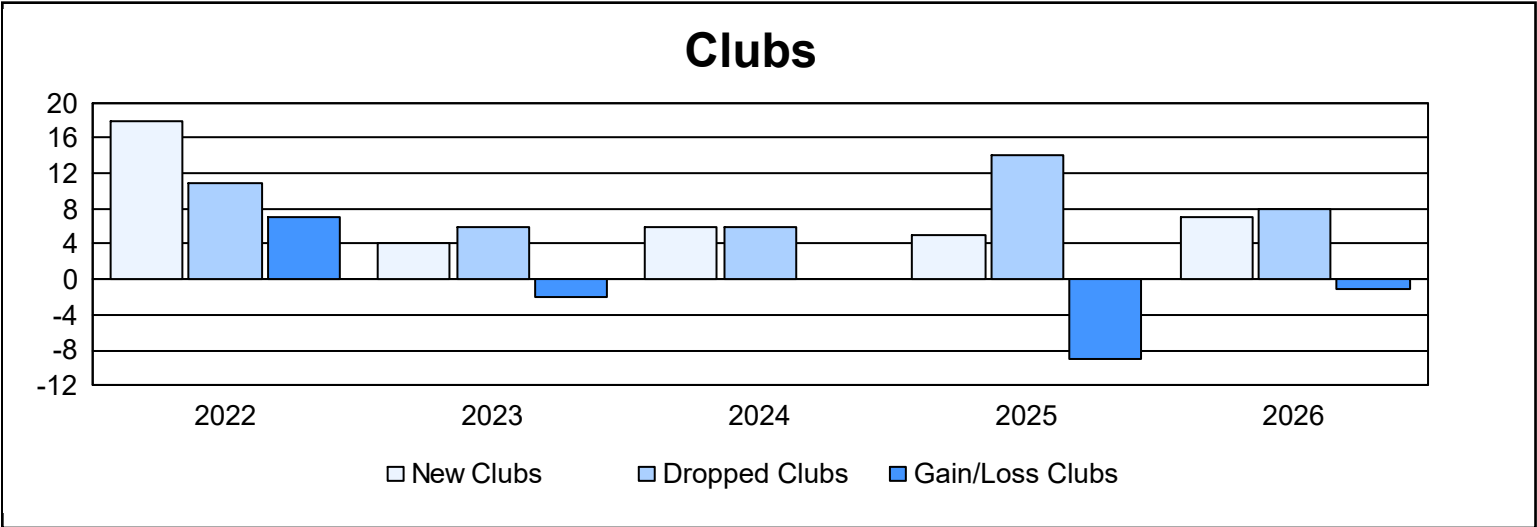
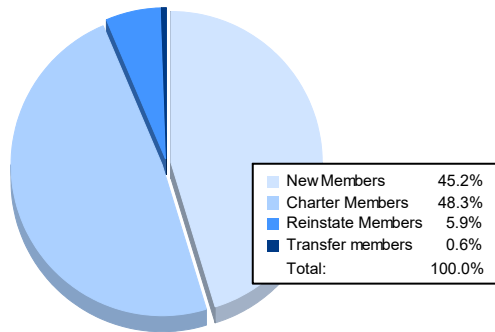


Year	New Clubs	Dropped Clubs	Gain/ Loss Clubs	New Members	Charter Members	Reinstate Members	Transfer Members	Total Member Added	Total Members Dropped	Gain/ Loss Members
2021-2022	18	11	7	597	512	59	42	1,210	721	489
2022-2023	4	6	-2	133	118	22	89	362	711	-349
2023-2024	6	6	0	314	299	220	9	842	1,168	-326
2024-2025	5	14	-9	285	167	87	23	562	546	16
2025-2026	7	8	-1	222	237	29	3	491	442	49
Average	8	9	-1	310	267	83	33	693	718	-24



### Membership Composition January 2026 Cumulative



### Gender Composition January 2026 Cumulative

